

On receipt of this template it is advised to copy all elements to your specific **Server** or **Hard Drive** and relink all links and save prior to proceeding.

TEMPLATE PROCESS

- When using this template please ensure you have the correct layers turned ON as indicated by the: **LAYER COLOUR CODE INDICATOR**.
- This document uses: **Object Layer Options** if you see the following icon you are able to change the LINK as required.



To adjust; select your link and go to;
Object> Object Layer Options and turn OFF/ON your correct layer.

Each **Object Layer Options** icon is set to nonprinting throughout this template.

GUIDELINES

Please refer to the **Guidelines_PS4_Disc_Label.pdf** document within the **Guidelines** folder of your template package.

CONTENTS

Page 1 = Contents
Page 2 = PS4 Disc Label

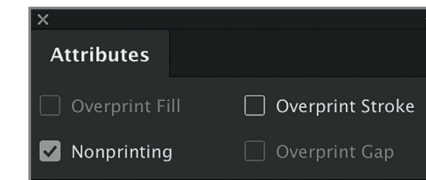
LAYER COLOUR CODE INDICATOR

BLUE = CONTENT - DO NOT PRINT
RED = ALWAYS ON
GREEN = 3RD PARTY
LIGHT BLUE = SKU RELATED

PLEASE NOTE: The **Template Guides** are set to Nonprinting within the Attributes panel. To view them you will need to set your Screen Mode to Normal or you can toggle your view by pushing (w) on your keyboard. (see preview column).

PREVIEW

Template Guides



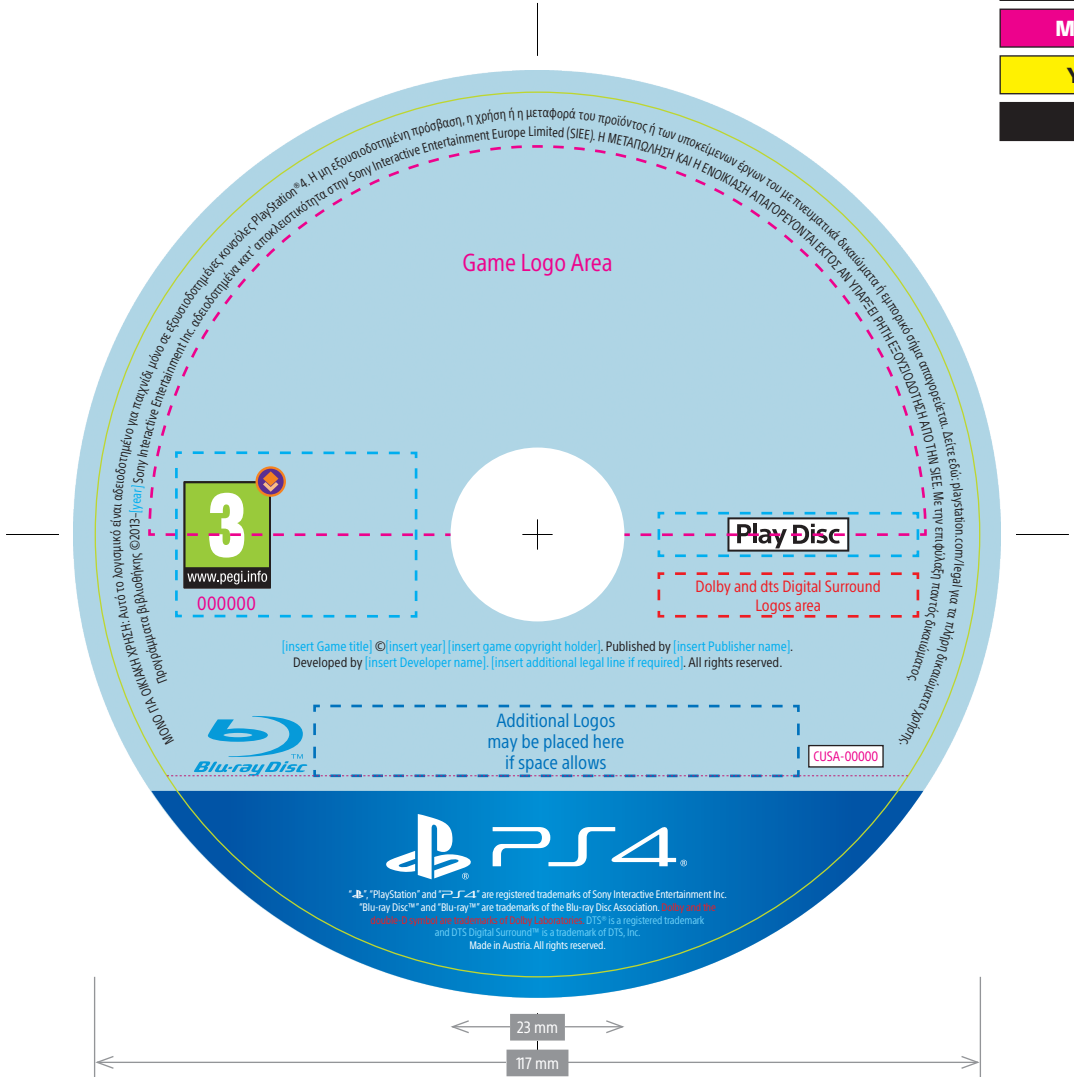
IMPORTANT

- Legal text coloured black should be 100% k (not rich black)
- Set all black text to overprint.
- Please delete this page after reading. Final high res file for print should only contain 1 page. Page 1: PS4 Disc Label

GUIDE
Please refer to the “Guidelines_ PS4_Disc_Label” pdf document within the “Guidelines” folder of your template package.

- LEGEND**
- GRAPHICS and TEXT area
 - PRINT area
 - GAME LOGO area
 - TEMPLATE ELEMENTS area
 - Additional Logos area
 - Dolby and dts Digital Surround Logos area

LEGAL LINE COLOUR KEY
Mandatory : ●, ○, ●
To be included if required: ●, ●
All legal text within the Light Blue graphics and text area to be set to black or white, to suitably stand out against the background.
All legal text within the PS4 branding section to be set to white once field has been completed.
-For more details, please refer to the Legal line section on the relevant Disc label template guidelines.



- Cyan
- Magenta
- Yellow
- Black

COVERSHEET AND DISC LABEL


- Permitted logos on front coversheet and disc label: Publisher, Distributor, Developer(s), IP holder(s)
- Publisher logo permitted on coversheet spine
- Middleware company logos permitted on back coversheet only
- Multiple developer credits permitted in legal lines

Please also refer the guidelines in the template package.

- Play Disc
- Data Disc
- Data Disc 1
- Data Disc 2



DOLBY LOGOS – should only appear on the packaging if Dolby encoding is included within the software title.
Trademark notice needs to be included when the logo is presented:
Dolby and the double-D symbol are trademarks of Dolby Laboratories.



dts DIGITAL SURROUND – should only appear on the packaging if dts Digital Surround encoding is included within the software title.
Trademark notice needs to be included when the logo is presented:
DTS® is a registered trademark and DTS Digital Surround™ is a trademark of DTS, Inc.

